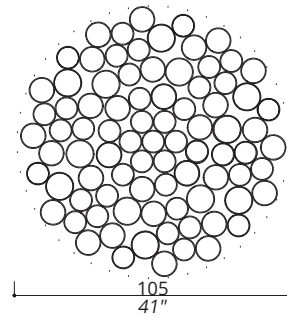
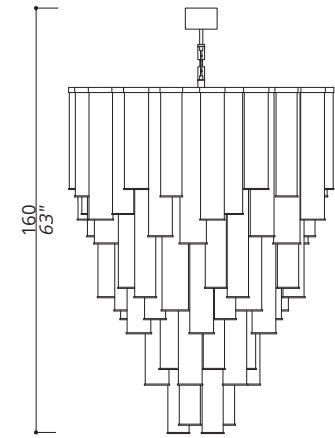


# ICE



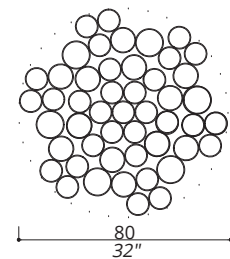
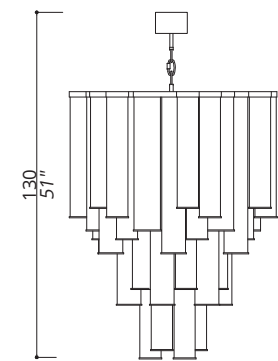
**911-BB-08**

CHANDELIER

COMPOSITION OF PARCHMENT UPHOLSTERED PLEXIGLASS TUBES. 50 CENTIMETRES OF CHAIN INCLUDED.

STRUCTURE IN F\_10 (NATURAL BRASS); CONNECTION BOX AND DETAILS IN F\_12 (BRUSHED&BURNISHED BRASS).

24 LIGHTS  
TYPE E14  
+ 8 TYPE G9



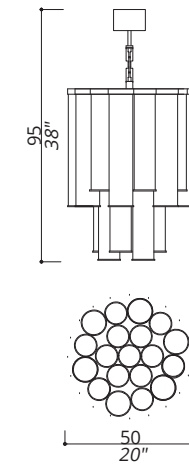
**912-BB-08**

CHANDELIER

COMPOSITION OF PARCHMENT UPHOLSTERED PLEXIGLASS TUBES. 50 CENTIMETRES OF CHAIN INCLUDED.

STRUCTURE IN F\_10 (NATURAL BRASS); CONNECTION BOX AND DETAILS IN F\_12 (BRUSHED&BURNISHED BRASS).

16 LIGHTS  
TYPE E14  
+ 8 TYPE G9



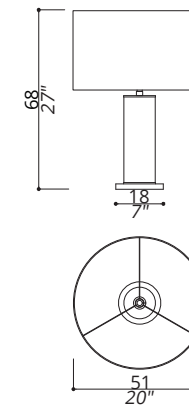
**913-BB-08**

PENDANT

COMPOSITION OF PARCHMENT UPHOLSTERED PLEXIGLASS TUBES. 50 CENTIMETRES OF CHAIN INCLUDED.

STRUCTURE IN F\_10 (NATURAL BRASS); CONNECTION BOX AND DETAILS IN F\_12 (BRUSHED&BURNISHED BRASS).

8 LIGHTS  
TYPE E14  
+ 8 TYPE G9



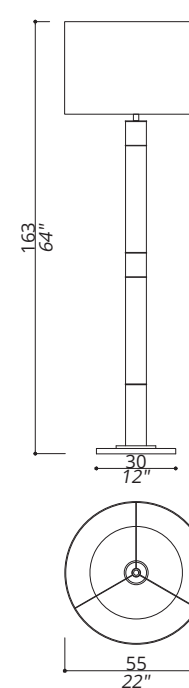
**931-BB-11**

TABLE LAMP

NATURAL PARCHMENT UPHOLSTERED WOOD CYLINDERS; METAL BASE.

STRUCTURE IN F\_10 (NATURAL BRASS); DETAILS AND BASE IN F\_13 (BURNISHED BRASS FINISH). METAL BASE.

1 LIGHT  
TYPE E27



**941-BB-11**

FLOOR LAMP

NATURAL PARCHMENT UPHOLSTERED WOOD CYLINDERS; METAL BASE.

STRUCTURE IN F\_10 (NATURAL BRASS); DETAILS AND BASE IN F\_13 (BURNISHED BRASS FINISH). METAL BASE.

1 LIGHT  
TYPE E27